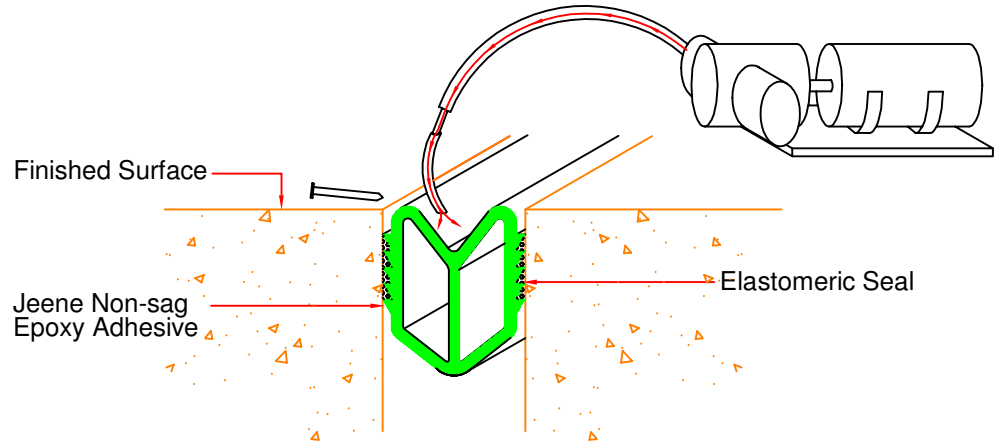


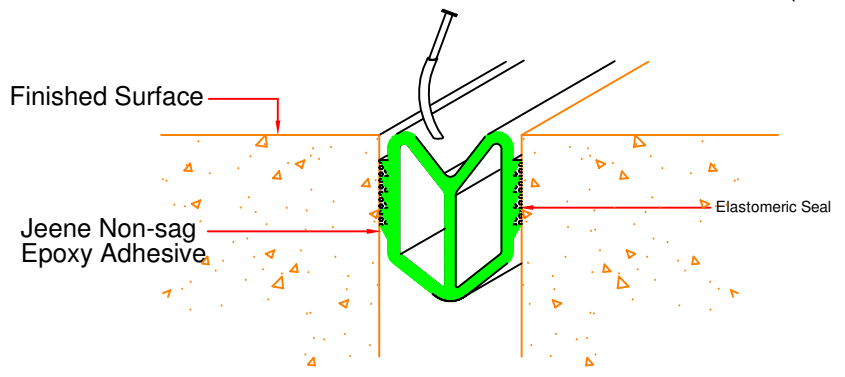
APPLY JEENE® ADHESIVE TO SIDEWALLS AFTER CONTAMINANTS ARE REMOVED BY GRITBLASTING. CLEAN PROFILE WITH JEENE SOLUTION SUPPLIED AND APPLY ADHESIVE TO PROFILE.



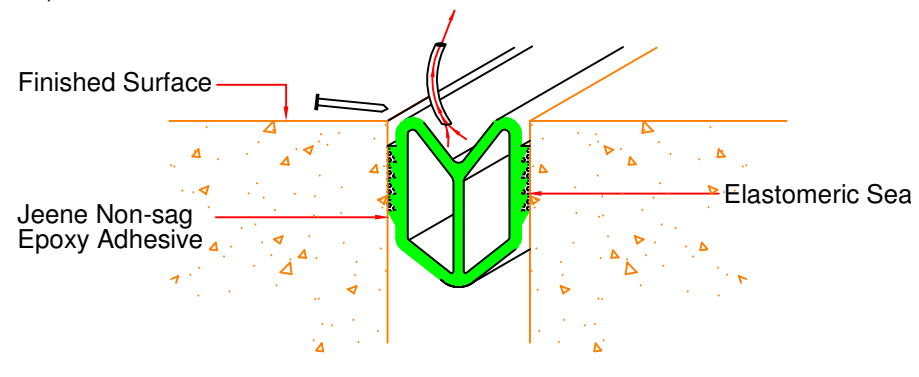
Place Profile Into Joint Gap, Inflate And Remove Excess Adhesive.

**Jeene "W" Profile Shown  
Jeene "FW" Profile Similar**

(SLAB-TO-SLAB CONDITION)



Cap Jeene Seal And Area Will Be Open To Traffic Immediately



RELEASE AIR FROM PROFILE AFTER 24 HOURS.

**Wabo®Jeene**

Model: FW & W



Watson Bowman Acme Corp.  
95 Pineview Drive Amherst, NY 14228  
phone: (716) 691-7566 fax: (716) 691-9239  
www.wbacorp.com



Information provided herein, including but not limited to, any drawing, design, photograph, graphic, or statement(s) ("Materials") are proprietary and the property of Watson Bowman Acme Corporation ("Company"). Reproduction, translation, or reduction to any electronic medium or machine-readable form, in whole or part, is strictly prohibited, except for the express purpose for which it has been furnished, without prior written consent of Company. All Materials contained herein are provided by Company for information purposes only. Company reserves the right to amend or withdraw any information contained in the Materials without notice. All technical or other advice by Company, whether verbal or written, concerning products, or the use of products in specific situations ("Advice") is given by Company and is used at the Users own risk.

DETAILED BY: CTW	DATE: 12/14/06
CHECKED BY: WBA	CURRENT ISSUE: 12/14/06
SHEET NO: 5	DRAWING NO: C - 96011